

The Early Life of the PROMISED MESSIAH



Pre-K + K Brantford Little Disciples and JR CYC Gathering 2025

This Book Belongs To: _____ Age: _____

Parent's Signature: _____
(upon completion)

BRANTFORD JUNIOR CYC & LITTLE DISCIPLES GATHERING

LOCATION: ANCASTER FAIRGROUNDS

Dear Parent & Student,

This year our study is on **The Early Life of the Promised Messiah!** Please note each **WORKBOOK** is assigned by grade. Enjoy the study and work on the booklet as much as possible prior to arrival! The books will be marked according to each child's ability, some sections may be labeled for higher grade levels only, do what is appropriate for your child's ability. Bonus points will be awarded for finishing the **EXTRA CREDIT** activity for the appropriate grade level. We will also be learning a **MEMORY VERSE** for camp, as well as some **SONGS**.

Visit our website www.brantfordjuniorcyc.com to hopefully find everything you need, or email us at admin@brantfordjuniorcyc.com if you have any questions!

Registration cost:

\$30/person, \$90 family, \$20 /teen helper. If the cost is at all prohibitive, please pay what you are able to or consider there to be no requirement for payment. There will also be a freewill offering during the gathering to help the cost of the gathering.

Please Note: ADVANCE REGISTRATION IS REQUIRED.

Please register by January 1, 2025.

You can find the workbooks online and place them in the appropriately colored duotang for each grade.

Pre-K-JK-SK: Red **Grades 1-3: Yellow** **Grades 4-7: Blue**

Don't forget to bring your Bible and workbook to the gathering! Please also remember to bring snowsuits, mitts, hats, snow boots, and warm clothing to enjoy the outdoors! Weather permitting, there may be huge snow piles that allow for some degree of sledding and digging...We will have to see.

Be sure to read and follow the Basic Rules below!

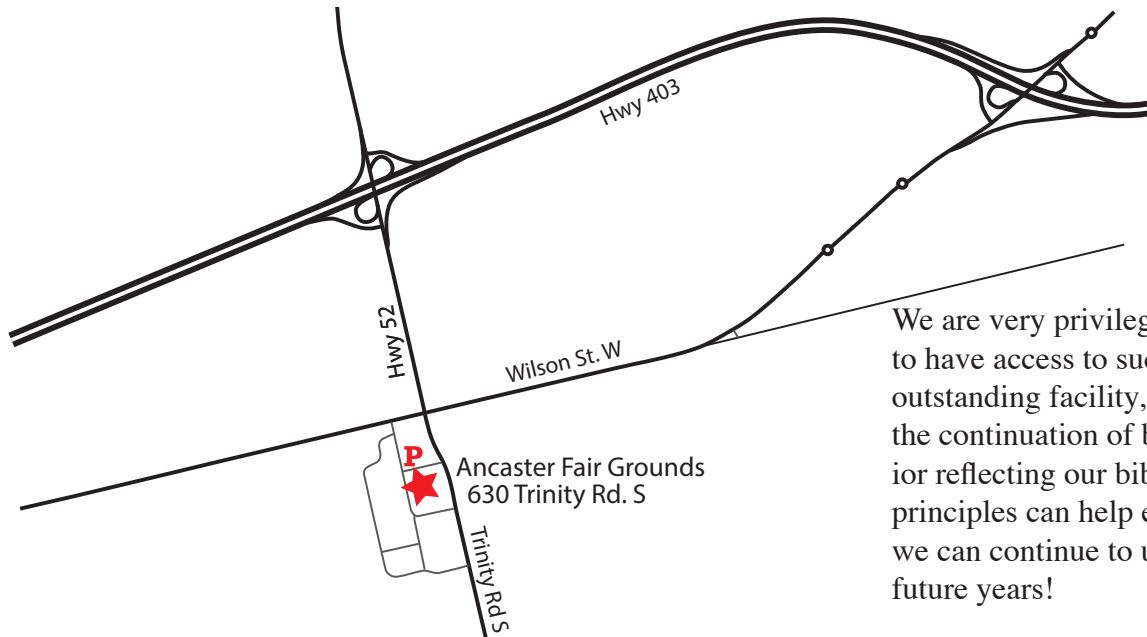
Look forward to seeing you at Camp, or sooner if our Lord returns before then!

BASIC RULES:

1. **LISTEN & OBEY!** Be mindful and respectful to your teacher(s) and follow their instructions. Pay attention to all adults supervising both indoor and outdoor activities.
2. **BE SAFETY CONSCIOUS!** Stay within the limits of our activities while in outdoor play. Volunteer safety monitors will be at each activity (in yellow vests).
3. **Parents are RESPONSIBLE for their own children. If not supervising your children yourself, for their safety, please be sure they are appropriately monitored during all free time. There may be traffic on site to be mindful of.**
- 4.
5. **BE HELPFUL!** Help younger children as we are all attending this location for the first time, this will be a learning experience.
6. Place coats/boots in appropriate location upon entering the main building.
7. Place left over food/plates/garbage in garbage bags/containers.
8. **HAVE FUN!** Have a 'fruitful' and 'fun-filled' day!

Note....Volunteers are needed for 'safety monitors' as additional watchful eyes will be a great help! We are the ONLY group in the Marritt Hall but there maybe other people at the fairgrounds renting other buildings the same weekend.

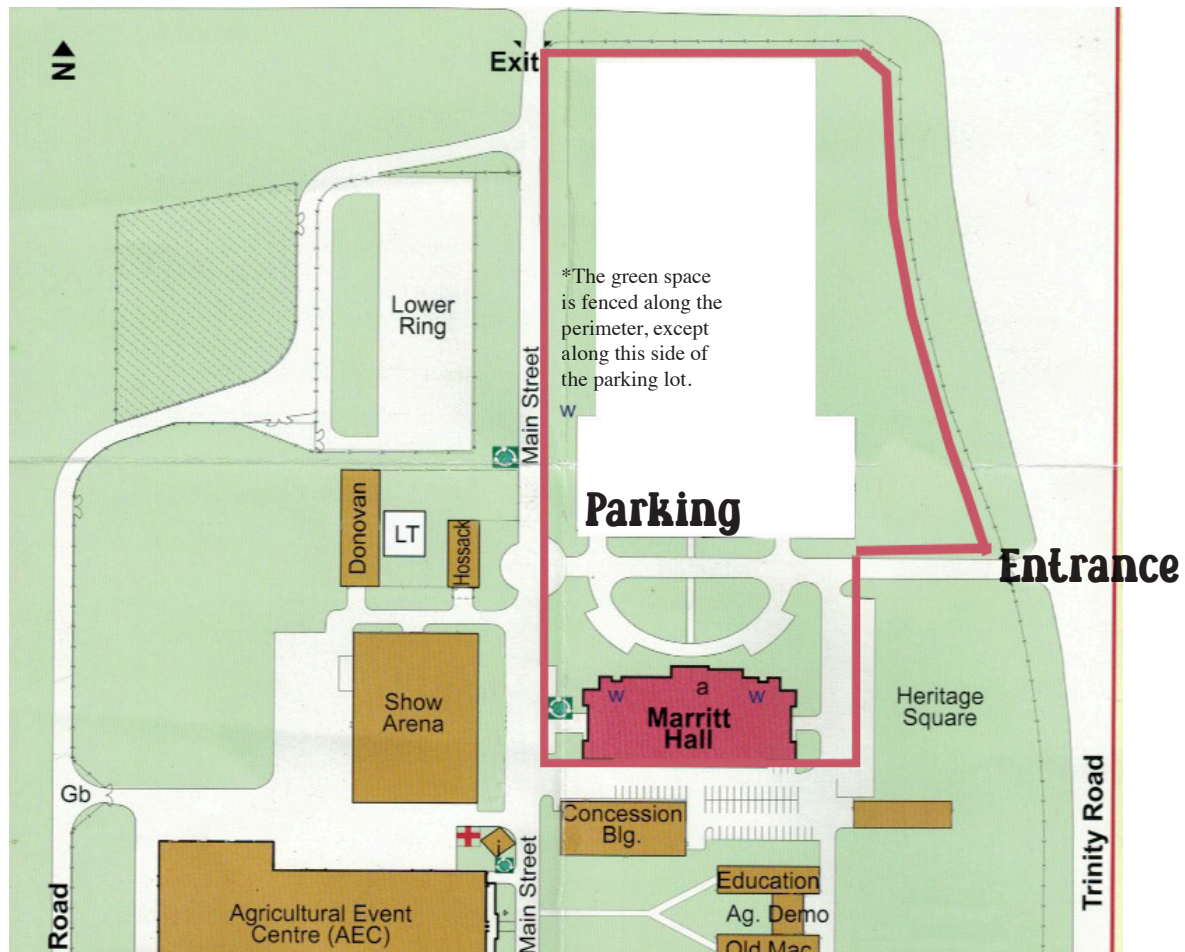
Things to Know Before You Come



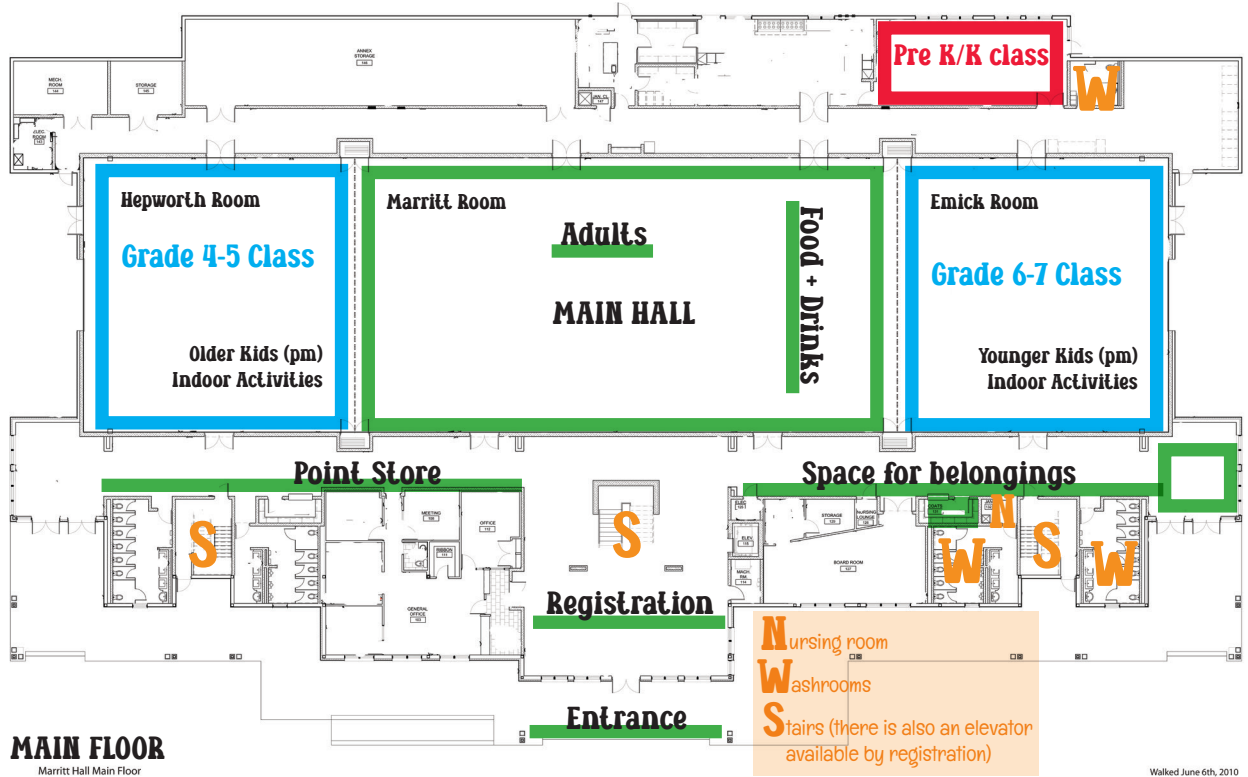
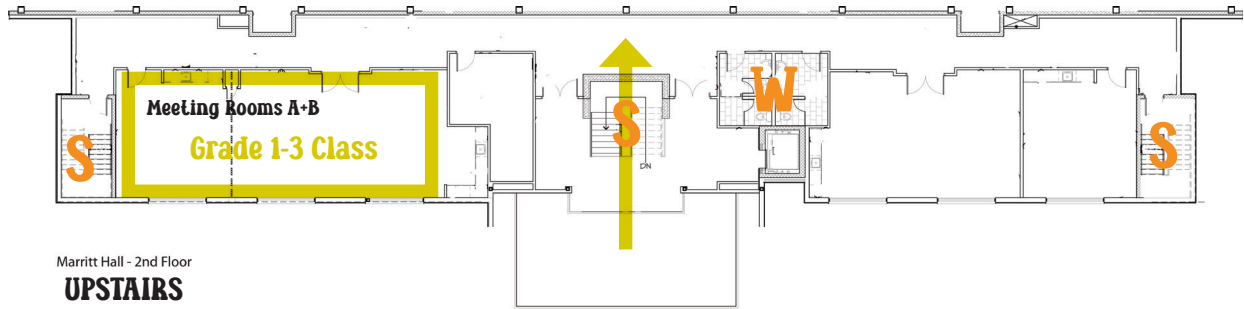
We are very privileged to have access to such an outstanding facility, and the continuation of behavior reflecting our biblical principles can help ensure we can continue to use it in future years!

Take a few minutes to study the maps and make yourself familiar with the site map, building & activity locations for the safety and enjoyment of everyone! Please be aware that we may not be the only group using the fairgrounds, as such there may be traffic, as well as other people to be aware of.

We have rented Marritt Hall and have access to the parking lot and green space in and around the red box. Crossing guards will be posted at the road, but parents are responsible for their children.



Things to Know Before You Come



Registration 9:30 - 10:00 a.m.

Devotion: 10:00 - 10:15 a.m.

Go To Classes: 10:15-10:30 a.m.

1st Class 10.30 - 11.45 a.m. (PreK-K will dismiss @ 11:15 to go to Point Store.)
Adults to mark books in the Main Hall.

Lunch 12.00 - 1:00 p.m. (lunch included with registration)

Activities 1:00 - 2:30 p.m. (Grades 1-7 go to Point Store)

2nd Class 2:30 - 3:30 p.m.
Adult class in the Main Hall.

Presentation 3:30-4:15

Supper 4:30 pm. (supper included with registration)


Cleanup 5:30 p.m.

PreK/Kindergartens

“He shall be great, and shall be called the Son of the Highest: and the Lord God shall give unto him the throne of his father David:”



Luke 1:32



intentionally blank

Memory Verse - do as much as you're able to!

There is a song on the website to help you memorize it!

.....
: 32 He shall be great, and shall be called the Son of the Highest: :
and the Lord God shall give unto him the throne of his father David: :

.....
: 33 And he shall reign :
over the house of Jacob for ever; :
and of his kingdom there shall be no end. :
.....

Luke 1

Extra Credit:

Color/Decorate the Memory Verse on the previous page!

Song:

Once in Royal David's city
Stood a lowly cattle shed,
Where a mother laid her baby
In a manger for his bed:
Mary was that mother mild,
Jesus Christ her little child.


And through all his wondrous childhood
He would honor and obey,
Love and watch the lowly maiden,
In whose gentle arms he lay:
God's own children all must be
Mild, obedient, good as he.

For he is our childhood's pattern,
Day by day like us he grew,
He was little, weak and helpless,
Tears and smiles like us he knew:
And he feeleth for our sadness,
And he shareth in our gladness.

To listen, download the practice track at www.brantfordjunioreyc.com!

Read the story with someone and follow the directions.

- Colour as many animals as you can find.



□ Colour Mary and Joseph. Write their names in the speech bubbles below, and the word SHALOM. That means hello in Hebrew.



<http://jacques-mylittlehouse.blogspot.com/>
www.mylittlehouse.org

Copyright © 2014 by Didier Martin.


- Colour the angel in each picture.
- What kind of news did the angel bring?

GOOD

BAD


- What was to be the baby's name?

JESUS



The angel told Mary - "The Lord is with you. You will have a son. He will be a great king who will rule forever!"

To find out what his name will be, fill in the areas that contain a dot •




Colour the picture of **JESUS** as king.

God was remembering His promises to **DAVID**.

Draw a picture of a face showing how this made Mary and Elisabeth feel.

Colour Mary and Elisabeth.



Soon after Mary went to visit Elizabeth.
Elizabeth told her what had happened.


☐ Circle the angel talking to Zechariah. Draw an X on the part of Zechariah that didn't work after the angel appeared to him.



☐ Zechariah and Mary praised God for remembering His PROMISES.

☐ Colour the words "thanks to God" and "sang praises to Him," and praising God.

☐ What was Zechariah and Elisabeth's baby called? JOHN



Soon, the time came for Elizabeth to have her baby, and she gave birth to a son.

How proud Zechariah must be to have a son who will be named after him!

But Zechariah surprised them, and wrote that the baby would be named John, not Zechariah.

At that moment Zechariah was able to speak again, and he started praising God.



Circle John the Baptist and colour the fish in the water and John's clothes.




Colour everywhere you see the word "Jerusalem."


Colour the baby Jesus.

Based on Luke 2, verses 21 through 38

Simeon and Anna




- Colour the old man **SIMEON**. He was waiting for God to fulfill his promise too!
- Who was he waiting for? **MESSIAH**.



You promised that I would not die before I see the Savior.

Color the Bible scroll that he is reading.




www.mylittlehouse.org
<http://jacques-mylittlehouse.blogspot.com/>

Copyright © 2015 by Didier Martin.


Colour the temple gates at the top of the stairs.

Circle Mary, Joseph and baby Jesus.




Colour the animals in their cages waiting to be sold as sacrifices.

Colour baby Jesus. Circle Simeon looking for the baby.




Colour the words that Simeon used of Jesus, "salvation", "light", and "the glory of Israel."

Circle Simeon and the baby. Draw how you think Simeon feels.

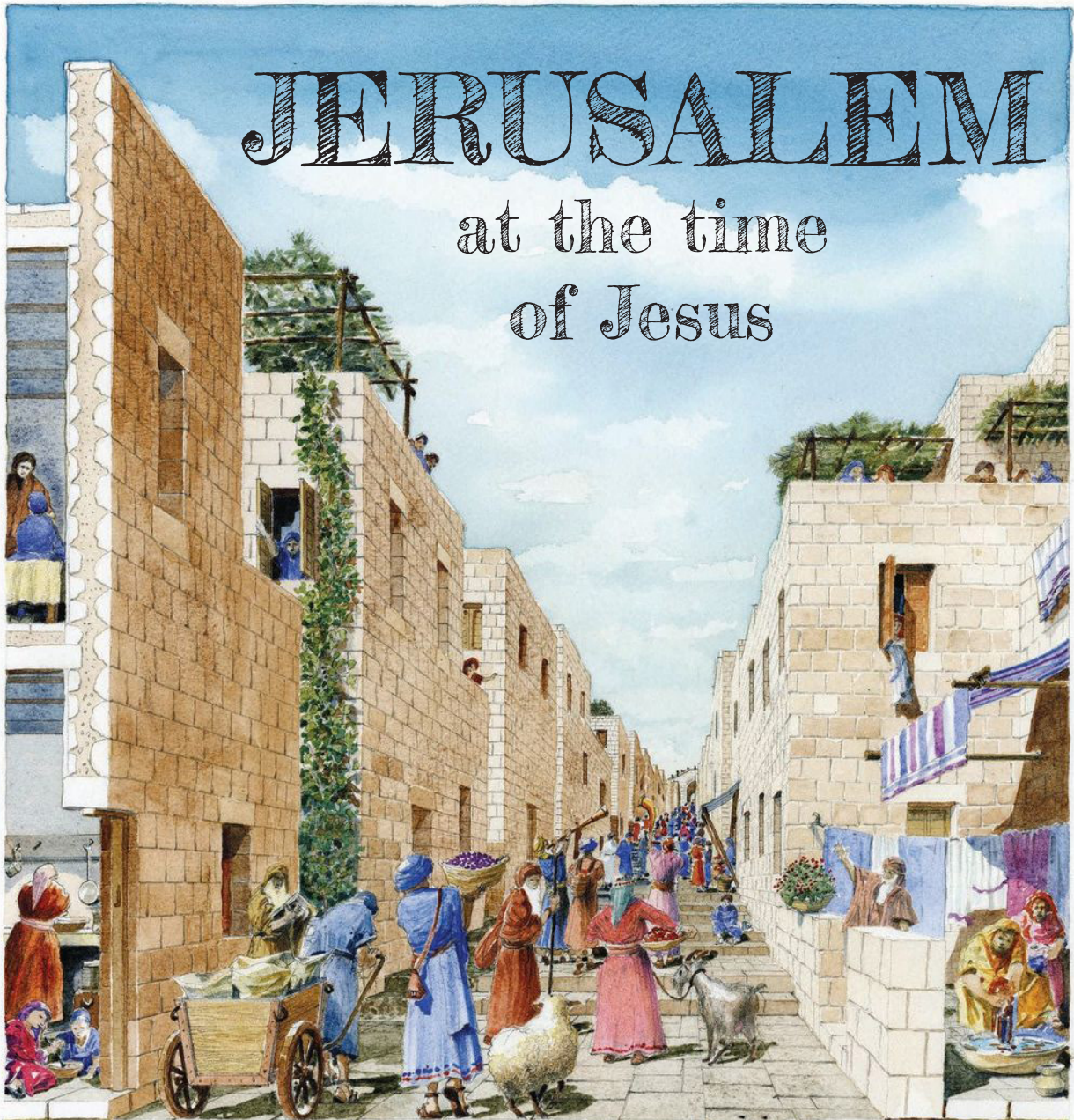


- Anna was also waiting for the Messiah that God had promised.
- Colour Anna below.



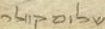
JERUSALEM

at the time
of Jesus



The Pilgrimage Road
from the Pool of Siloam
up to the Temple

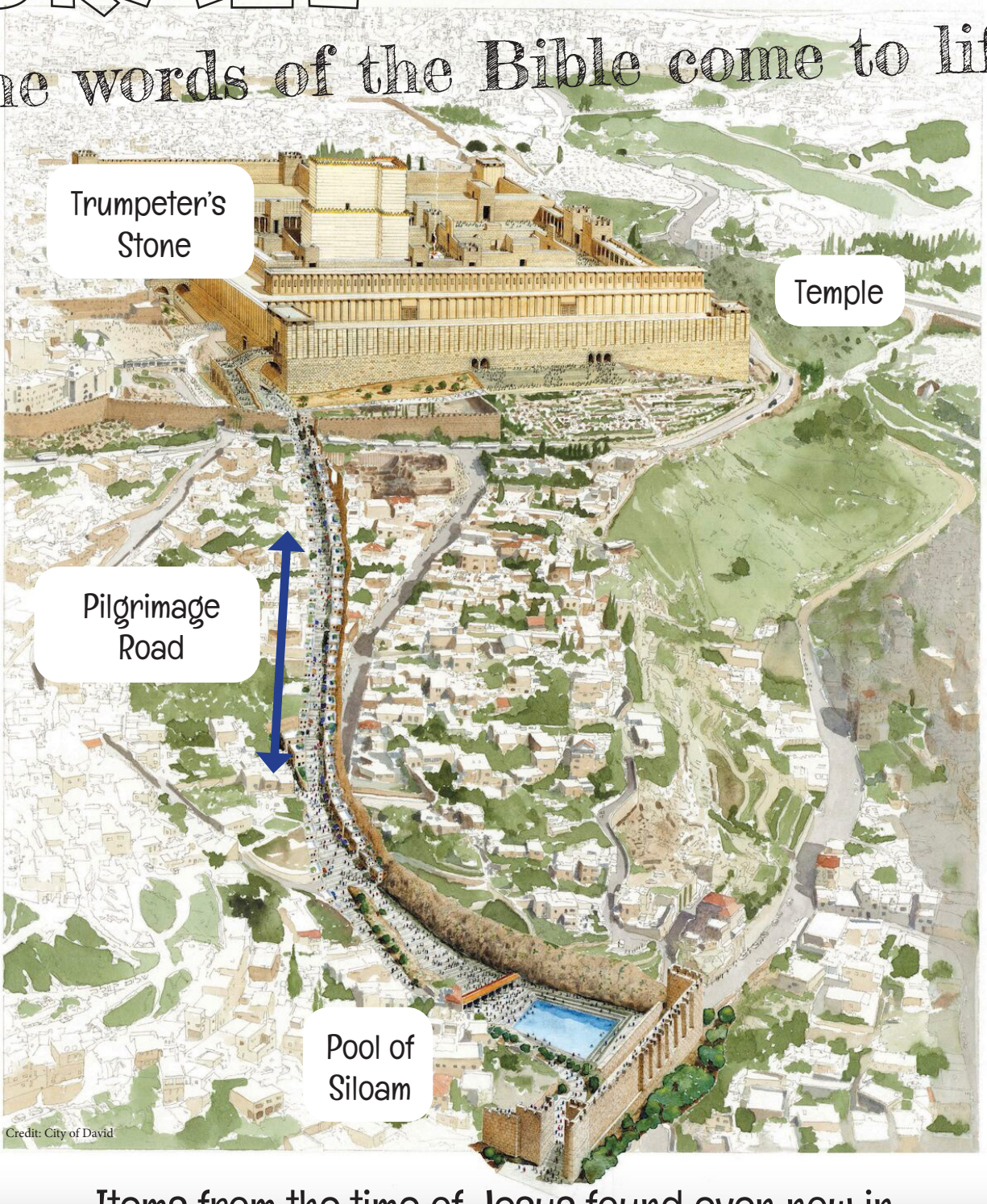
Drainage Channel under the street

Credit: City of David 

ISRAEL

...when you're in the place
where the Bible happened...

...the words of the Bible come to life!



Items from the time of Jesus found even now in

JERUSALEM

Found under the Pilgrimage Road!

Cut out the things they've found and glue them in the drainage channel where they were found on the next page. (K-Gr.3)



Menorah Engraving



https://www.youtube.com/watch?v=U1niX-Ech8o4&list=PL_mVs-DUYQ7Qlgev-VKlXymuUV6N5Slf-pe&index=22



Beka Stone



https://www.youtube.com/watch?v=X9y2Fr4yWX-s&list=PL_mVs-DUYQ7Qlgev-VKlXymuUV6N5Slf-pe&index=20



Half shekel coin



https://www.youtube.com/watch?v=9Z-t_6E9HEFA&list=PL_mVs-DUYQ7Qlgev-VKlXymuUV6N5Slf-pe&index=19



Golden Bell



https://www.youtube.com/watch?v=5w-Jlrgvgblo&list=PL_mVs-DUYQ7Qlgev-VKlXymuUV6N5Slf-pe&index=17

Check off the ones you've watched!

Evidence of the Jewish Temple in Jerusalem!



Trumpeter's Stone



<https://www.ritmeyer.com/2018/01/24/trumpeting-on-the-temple-mount/>

Find out more!



<https://www.youtube.com/watch?v=1U4Sd-fanWtQ>



Silver Scrolls




https://www.youtube.com/watch?v=Qi1OnWE9dgg&list=PL_mVs-DUYQ7Qlgev-VKlXymuUV6N5Slf-pe&index=25



Containing the priestly blessing of Numbers 6!

"The Lord bless you and keep you..." Text from Psalm 121



Credit: City of David

Find out more!



https://www.youtube.com/watch?v=OxYUyyd-J4&list=PL_mVs-DUYQ7Qlgev-VKlXymuUV6N5Slf-pe&index=16

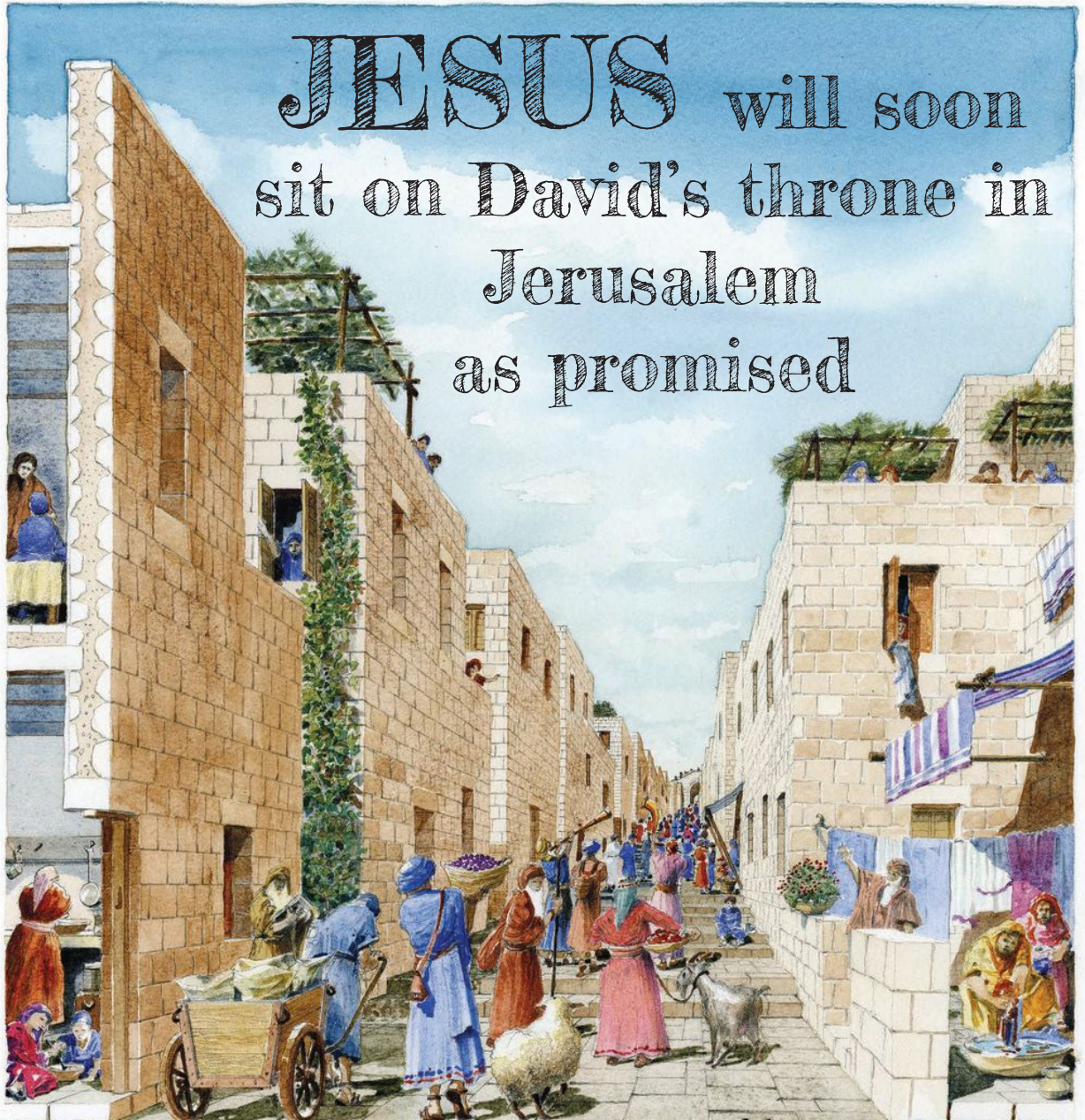


Pool of Siloam



https://www.youtube.com/watch?v=O6OF-PRw2XKw&list=PL_mVs-DUYQ7Qlgev-VKlXymuUV6N5Slf-pe&index=10

JESUS will soon
sit on David's throne in
Jerusalem
as promised



YOU
could soon be on
a road that goes
up to the temple

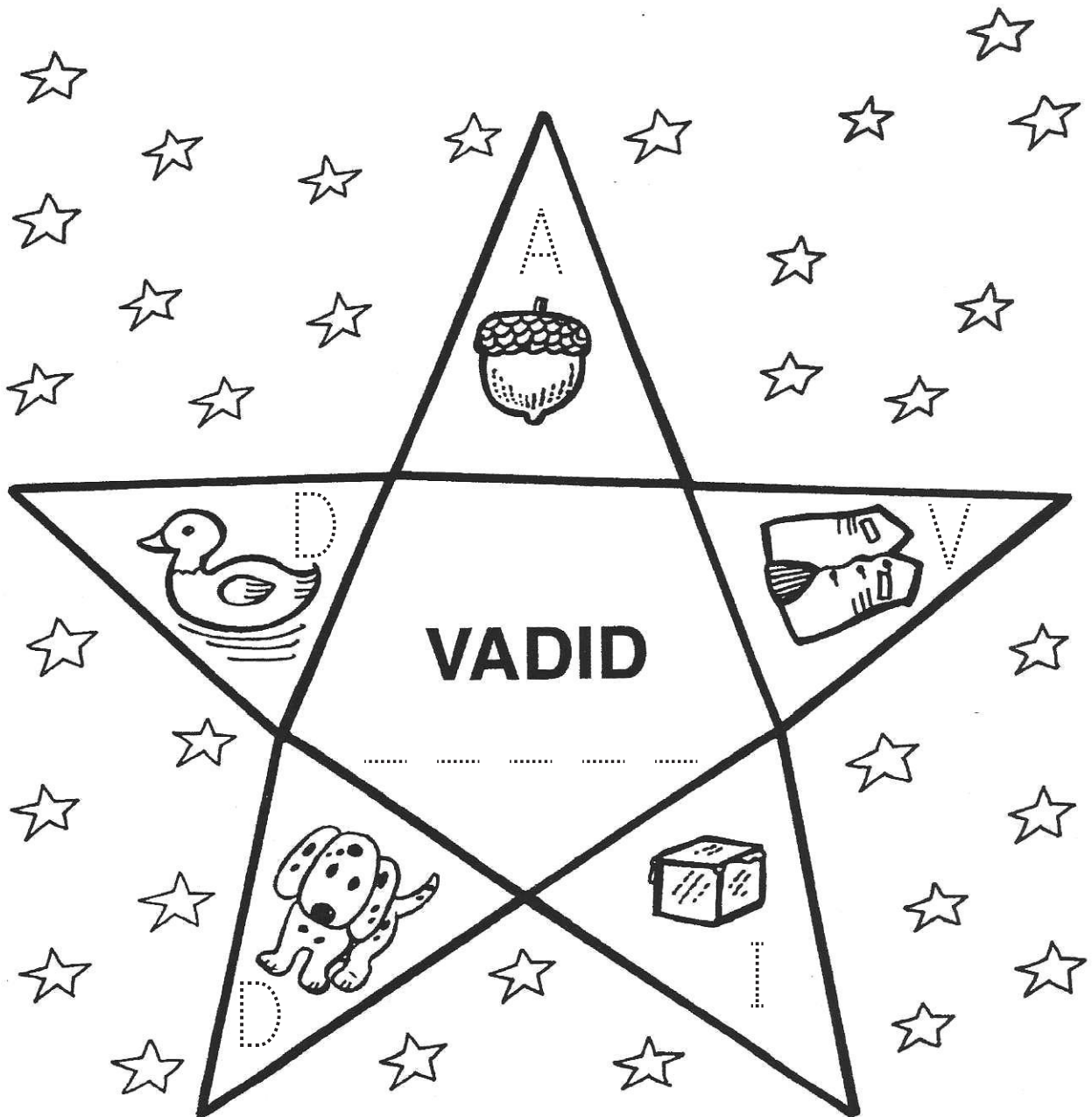
Draw yourself on the road above.

Glue things found in the drainage channel in here. (K-Gr.3). (previous page)

Credit: City of David

WHO WAS JESUS DESCENDED FROM?

Write the beginning letter of each object to find the answer to the question.




Hint: Unscramble the letters in the star to find the answer too!

Jesus is born in Bethlehem


Colour the people in these pictures



In Bethlehem there was no room at the inn, so the baby was born in a nearby stable.




They named him Jesus, as the angel told them to do.



Kings and wise men followed a star, and came to the stable with their gifts for the child.

Jesus' Homeland

Draw a line from Nazareth to Bethlehem - where and Joseph would have travelled.




MANGER MAZE

Help Mary and Joseph
find the manger!



Colour the pictures on this page and the next.
Have a parent cut the flaps on the next page
-- but not the dotted lines, fold on the dotted
lines.

Remove the next page and glue it on top of
this page.



Hundreds of angels
shining bright

They ran all
the way to Bethlehem




A new born baby
asleep in the straw


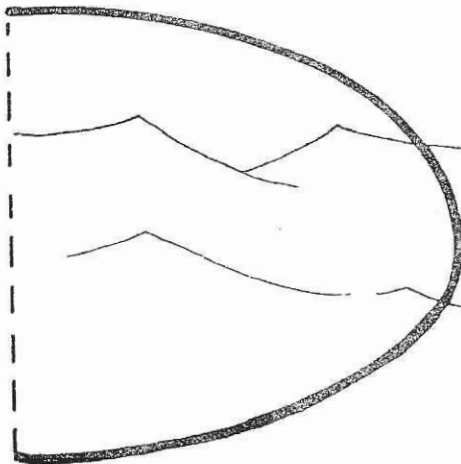


He's God's own son
-his baby boy

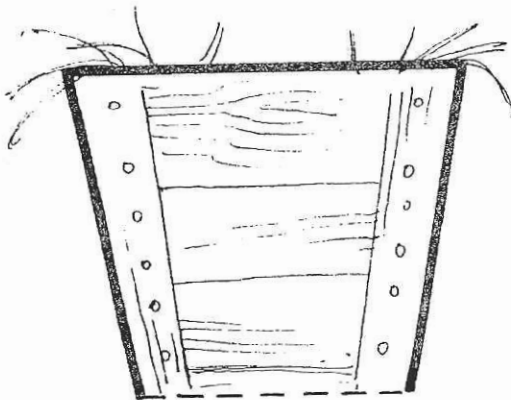

What did the shepherds see in the night?



Where did the shepherds go to then?



What did they see when they opened the door?




Who is the baby who brought such joy?

Intentionally Left Blank

FOLLOW THE DOTS

to see how the wise men traveled to Bethlehem.






Colour Jesus with all the men in the temple.

When Jesus was 12 years old he was taken to the temple for the feast.

His after the feast his parents went home, and thought he was in crowd of relatives returning.

However, Jesus was still talking to the some of the teachers who were in the Temple. They were amazed at his understanding, answers and questions.

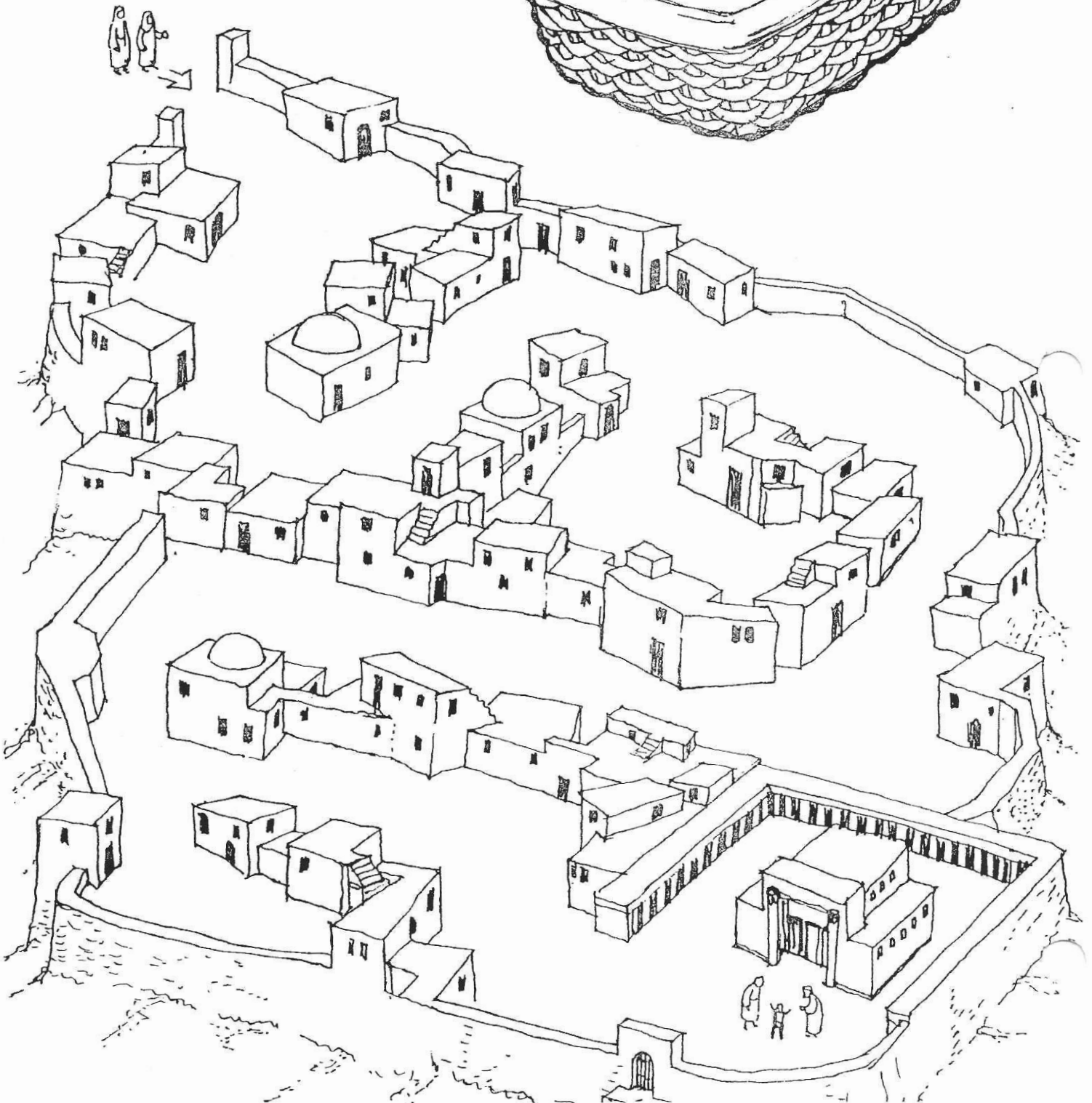
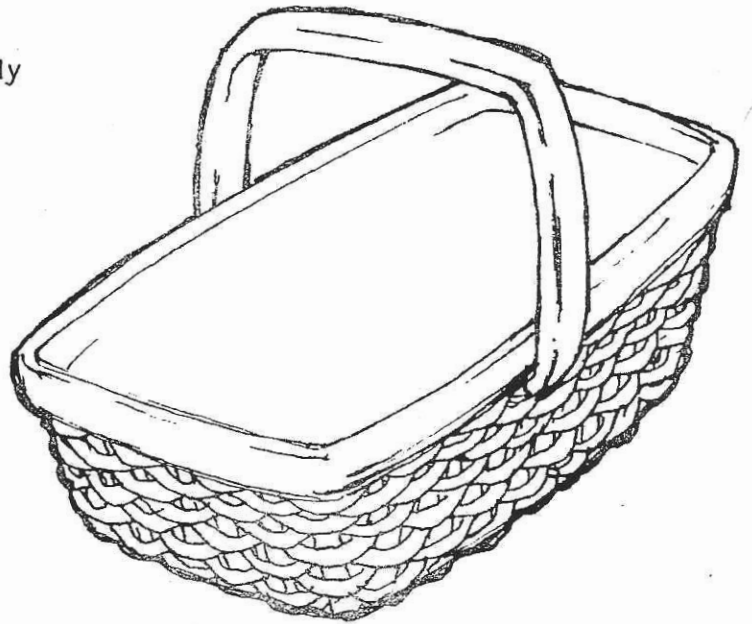
His parents found him here.



Even at a very young age, the great religious mind of Jesus amazed the elders and teachers of the temple.

Draw some food in the picnic basket ready for the long journey.

Help Mary and Joseph walk through Jerusalem and find young Jesus.



In Conclusion . . .

For mine eyes have seen
thy salvation,
Which thou hast prepared
before the face of all
people;
A light to lighten the
Gentiles, and the glory of
thy people Israel.
Luke 2:30-32


We finish our journey of the early life of the promised Messiah. The nation through John the Baptist's teaching was ready for Christ to begin his ministry. Jesus came into contact with many different types of people, from many different backgrounds. He grew up in a loving family, Joseph, Mary and many brothers and sisters. The early life of Jesus reminds us and our young people of the need to study God's word in our lives and put his word into practice at a very young age. You are never too young to learn about God and His plan and purpose for the earth!

- * May we be like **Mary** and humbly submit as the handmaiden of the Lord
- * May we be like **Joseph** and teach our family to trust in God.
- * May we be like **Simeon** and wait patiently for the coming Messiah.
- * May we be like **Anna** and even in our old age serve in the temple.

And last of all...

- * May we be like **JESUS** and be obedient to our parents and follow God's word in our lives.

Let no man despise
thy youth; but be
thou an example of
the believers, in
word, in
conversation, in
charity, in spirit, in
faith, in purity.
1 Timothy 4:12



But unto you that
fear my name shall
the Sun of
righteousness arise
with healing in his
wings;
Malachi 4:2